
























Faculty Technology Use Survey- Results




**Faculty Technology Use Survey - Results**  
 Developed by Peter Pappas [www.peterpappas.com](http://www.peterpappas.com)

1. Which one of the following devices do you have at home? Check all that apply.		Number of Responses	Response Ratio
Digital/Cable TV		29	73%
TiVo or Time Warner digital recorder		2	5%
DVD player		26	65%
Digital camera		17	43%
Portable digital music player		10	25%
Palm or other personal digital device		7	18%
GPS (Global Positioning System)		3	8%
Computer		39	98%
Scanner		20	50%
Dial-up Internet service		12	30%
Cable or DSL Internet service		24	60%
Home computer network		7	18%
<a href="#">VIEW</a> Other, Please Specify		5	13%

2. Which of the following digital activities do you do at home? Check all that apply.		Number of Responses	Response Ratio
Shop online		27	73%
Burn CD's		19	51%
File swapping for MP3 or other media files		13	35%
Email		36	97%
Share digital photos online		20	54%
Maintain own website		3	8%
<a href="#">VIEW</a> Other, Please Specify		4	11%

## Faculty Technology Use Survey- Results

<b>3. Basic Computer Use. Check one.</b>		<b>Number of Responses</b>	<b>Response Ratio</b>
I do not use a computer.		1	3%
I use the computer and run only one program at a time.		8	21%
I open programs from icons and/or the Start menu and use more than one program at the same time. I am aware of most windows features (i.e. minus button is to minimize window, etc.).		7	18%
I can multitask between three or more programs at the same time (i.e. cutting, pasting, importing information between programs fluidly, etc.). I can troubleshoot when problems occur.		23	59%
<b>Total</b>		39	100%

<b>4. File Management. Check one.</b>		<b>Number of Responses</b>	<b>Response Ratio</b>
I do not save any documents I create using the computer.		1	3%
I select, open and save documents, but I'm not always sure where to find them.		11	28%
I create my own folders to keep files organized and know how to identify the date and size of each file and folder.		15	38%
I understand where all my files are. I can move and copy my files to and from different drives. I can burn files to a CD.		13	33%
<b>Total</b>		40	100%

<b>5. E-mail-iNotes. Check one.</b>		<b>Number of Responses</b>	<b>Response Ratio</b>
-------------------------------------	--	----------------------------	-----------------------

### Faculty Technology Use Survey- Results





I do not use e-mail.		1	3%
I am able to open and read my e-mail.		4	10%
I check my district e-mail daily. I can reply, forward save and delete messages I no longer need.		19	48%
I am able to create and maintain mail folders in an organized manner.		16	40%
<b>Total</b>		40	100%





6. Word Processing-Microsoft Word. Check one.		Number of Responses	Response Ratio
I do not use a word processor.		0	0%
I use a word processor for basic writing tasks.		4	10%
I use a word processing program for nearly all my written professional work: memos, tests, worksheets and home communication. I edit, spell-check and change the format of a document.		21	53%
I use my word processing program to create tables, templates and to merge information.		15	38%
<b>Total</b>		40	100%

7. Graphics. Check one.		Number of Responses	Response Ratio
I do not use graphics with my word processing, presentations or any electronic publications.		8	21%
I insert clip art.		10	26%
I insert clip art, digital photos and scanned documents.		14	36%
I create pictures with painting			





## Faculty Technology Use Survey- Results




and drawing programs. I can modify graphics (example: digital photos, scanned drawings).		7	18%
<b>Total</b>		39	100%

8. Desktop Publishing-Microsoft Publisher. Check one.		Number of Responses	Response Ratio
I do not use a publishing program.		18	45%
I use templates or wizards to create a published document.		3	8%
I can create a single page original publication from a blank page, combining design elements such as columns, clip art, tables, word art and captions.		10	25%
I can create a multi-page original publication from a blank page, combining design elements such as columns, clip art, tables, word art and captions.		9	23%
<b>Total</b>		40	100%





9. Spreadsheet-Microsoft Excel. Check one.		Number of Responses	Response Ratio
I do not use a spreadsheet.		12	30%
I can enter data in a spreadsheet.		11	28%
I can use simple formulas and create graphs.		5	13%
I can create graphs from information I have placed in the spreadsheet. I can modify the graphs to fit my needs for analyzing and interpreting data.		12	30%
<b>Total</b>		40	100%





## Faculty Technology Use Survey- Results

<b>10. Library Database-OPAC, ERIC, etc. Check one.</b>		<b>Number of Responses</b>	<b>Response Ratio</b>
I do not use the school library databases.		19	48%
I search for materials using the school library OPAC database (i.e. search by title, author, subject and keyword searches).		9	23%
I can use more than one electronic school library database to search for information.		6	15%
I can do advance searches utilizing features available in several different databases to answer my questions or find information.		6	15%
<b>Total</b>		40	100%

<b>11. Internet-Internet Explorer. Check one.</b>		<b>Number of Responses</b>	<b>Response Ratio</b>
I do not use the Internet.		1	3%
I am able to attach to the Internet, and can navigate using hyperlinks, back, forward and home buttons.		6	15%
I can save web sites of interest by using the bookmarks/favorites feature. I know what a search engine is (i.e. google, Yahoo) and use occasionally.		9	23%
I can surf easily. I can use multiple search engines to find the information I need and can evaluate web sites for authenticity, bias, reliability, authority and accuracy.		24	60%
<b>Total</b>		40	100%




## Faculty Technology Use Survey- Results








<b>12. Technology Presentation. Check one.</b>		<b>Number of Responses</b>	<b>Response Ratio</b>
I do not use technology for presentations to my classes.		23	57%
I use templates or wizards to create technology presentations (i.e., PowerPoint).		6	15%
I create original presentations from a blank slide. I use a projection device to display electronic information and model skills for my students.		7	18%
I teach my students to create original presentations that are well organized, and use them to effectively share information or persuade an audience.		4	10%
<b>Total</b>		40	100%

<b>13. Technology Integration. Check one.</b>		<b>Number of Responses</b>	<b>Response Ratio</b>
I do not expect students to use technology in my classroom.		2	5%
I accept student work produced electronically, but do not require it.		24	60%
I plan lessons utilizing technology and I take technology workshops to extend my own skills and better integrate technology into my curriculum.		11	28%
I integrate the use of technology throughout my curriculum. I frequently model and teach my students to employ computer-based technologies for communication, data analysis, and problem solving.		3	8%
<b>Total</b>		40	100%

<b>14. Responsible Use. Check one.</b>		<b>Number of Responses</b>	<b>Response Ratio</b>
--	--	----------------------------	-----------------------

### Faculty Technology Use Survey- Results

I am not aware of any ethical issues surrounding computer use.		0	0%
I know that all computers in the district are part of a network of electronic resources that I must use responsibly.		6	15%
I understand and follow district rules concerning the Internet, passwords, and appropriate use of resources, etc. I don't attempt to install software on my classroom computer. I also understand copyright issues surrounding electronic data.		13	33%
I model ethical use of all electronic resources and teach my students to be responsible users.		20	51%
<b>Total</b>		39	100%

15. I would use technology more if . . . Check all that apply.		Number of Responses	Response Ratio
I had a computer at home.		1	3%
I had networking access to school information from home.		19	50%
I had more training.		22	58%
I had more time.		28	74%
my students and I had more access in school.		15	39%
I had more ideas on how this could improve instruction.		13	34%
 Other, Please Specify		6	16%

*Developed by Peter Pappas*  
[www.peterpappas.com](http://www.peterpappas.com)